

GUÍA DE APRENDIZAJE

UNIDAD 0: Nivelación conocimientos previos

Nombre:		Curso: 5to			
Tiempo de trabajo: 180 min	Indicador de Logro:	L	<table style="width: 100%; border-collapse: collapse;"> <tr> <td style="width: 50%; padding: 5px; text-align: center;">ML</td> <td style="width: 50%; padding: 5px; text-align: center;">NL</td> </tr> </table>	ML	NL
ML	NL				
Objetivo de Aprendizaje: Completar y escribir, de acuerdo a un modelo y con apoyo de lenguaje visual, textos no literarios (como postales, mini libros, listas de compras) y textos literarios (como rimas, tiras cómicas) con el propósito de compartir información en torno a los temas del año.	Indicador (es) de la Unidad: - Identifican tema general del texto leído con el apoyo de información específica y vocabulario temático. - Clasifican información específica del texto leído en organizadores gráficos - Relacionan imágenes con información específica				
Nivel de Aprendizaje: Reconocer, aplicar y analizar.	Recursos: - Like + ING https://www.youtube.com/watch?v=GFUgzLvdwYg				

Hi! How are you today?



HAPPY



IN LOVE



SAD



SICK



HUNGRY




ANGRY





SILLY

Look at the hands... **What do you think** is this worksheet about?

- a) Parts of the body
- b) Feelings
- c) Likes and dislikes



- First of all, remember the **PRONOUNS**:



I	= Yo
You	= Tú
He	= Él
She	= Ella
It	= Eso (cosas-animales)
We	= Nosotros
You	= Ustedes
They	= Ellos

- **REMEMBER!** **Pronouns** are divided into 2 groups:

I – You – We – They
He – She – It

1. **Glossary.** Translate the following glossary about **things** (cosas) and **actions** (acciones) into Spanish.

Glossary things (nouns):

- Things: Cosas
- Fruits:
- Vegetables:
- Food:
- Animals:
- Sports:
- Clothes:
- Technology:

Glossary actions (verbs):

- Listen to: Escuchar
- Teach:
- Skate:
- Record:
- Speak:
- Ride:
- Wash:
- Watch:

Likes and dislikes

To express **preferences** we use different “likes and dislikes verbs”.

Love

Like

Don't mind

Don't like

Hate



- To express preferences according to **THINGS**:

First person and plural: *I – You – We – They*

I love football	You don't like reggaeton
I like carrots	They hate Science

Third person singular: *He – She – It*

He loves football	She doesn't like reggaeton
She likes vegetables	My dog hates balls



When we talk about other person (3rd person singular) we **add +S** to the "like/dislike verb"

I LOVE ---->	HE/SHE/IT LOVES
I LIKE ---->	HE/SHE/IT LIKES
I HATE ---->	HE/SHE/IT HATES
I DON'T LIKE ---->	HE/SHE/IT DOESN'T LIKE









- To know about others' interests, we can ask:

Do	You – We – They	like	sports? -----
Does	He – She – It	like	Vegetables? -----




<u>SHORT ANSWERS</u>
Do you like sports? Yes, I do / No, I don't
Does Cami like vegetables? Yes, she does / No, she doesn't
Does Luis like fortnite? Yes, he does / No, he doesn't



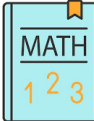






LET'S PRACTICE!

2. **Complete.** Look at the faces and complete the sentences.




- a. I love Pepperoni Pizza. 
- b. My sister _____ cats. She is allergic. 
- c. Arthur _____ table tennis and skateboarding 
- d. My aunt _____ her Pets. She has two dogs and a cat. 
- e. I _____ Science. It is very difficult. 
- f. We _____ Football. We prefer Baseball. 

3. **Writing.** Look at the pictures and create sentences. Follow the example.

EX:    = I love Dragon Ball Z



- a.    _____
- b.    _____
- c.    _____



d.    _____

e.    _____


4. **Writing.** Look at the faces, draw and create 5 sentences according to **YOUR** likes and dislikes. Follow the example.

EX:  I love DBZ but I don't like Barney

a.   _____

b.   _____

- To express preferences according to **ACTIONS**:

 Add **+ING** to the actions (**verb**)

First person and plural: *I – You – We – They*

I **love** playinging football

I **don't mind** watchinging TV

I **like** eatinging carrots

You **don't like** listeninging to reggaeton

They **hate** studyinging Science

Third person singular: *He – She – It*

He **loves** playinging football

He **doesn't mind** watchinging TV

She **likes** eatinging vegetables

She **doesn't like** listeninging to reggaeton

My dog **hates** playinging with balls



When we talk about other person (3rd person singular) we **add +S** to the "like/dislike verb"

How to make questions?

- To know about others' interests, we can ask:

What	do	You – We – They	like doing?
What	does	He – She – It	like doing?

EX:

- What do you like doing? *(¿Que te gusta hacer?)* I like playing the guitar
- What do they like doing? *(¿Que les gusta hacer?)* They like watching Pasapalabra
- What does she like doing? *(¿Que le gusta hacer a ella?)* She likes recording videos on TIK-TOK
- What does he like doing? *(¿Que te gusta hacer a él?)* He likes speaking French

LET'S PRACTICE

5. **Reading.** Read the following text and complete the table.



Hi! I'm Marcelo and I'm 15 years old. I'm a student from Chile. I love playing (play) videogames but I don't like _____ (study). My mum, Marcela, likes watching TV and _____ (cook) but she doesn't like _____ (listen to) music. Mario is my dad. He hates _____ (eat) vegetables but he loves _____ (drink) soda. My baby brother, Mauro, likes _____ (play) with toys

6. **Questions.** Read the text again and answer the following questions.

EX: What does Marcelo like to do? He loves playing videogames

- a. What does marcelo **don't** like doing? _____
- b. What does Marcela like doing? _____
- c. What does Mario **don't** like doing? _____
- d. What does Mauro like doing? _____

7. **Writing.** Write 3 sentences according to what YOU and YOUR family like doing. Follow the example.

EX: I love eating fruits and vegetables **but** I hate eating chocolate.

You:	
Family1:	
Family2:	